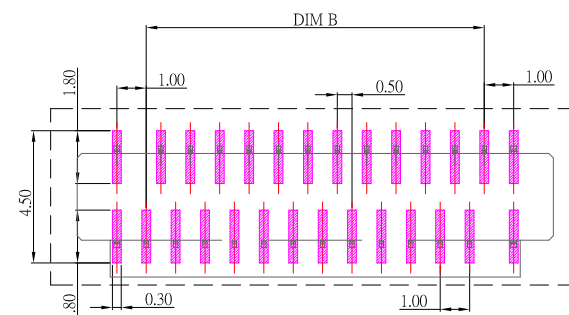
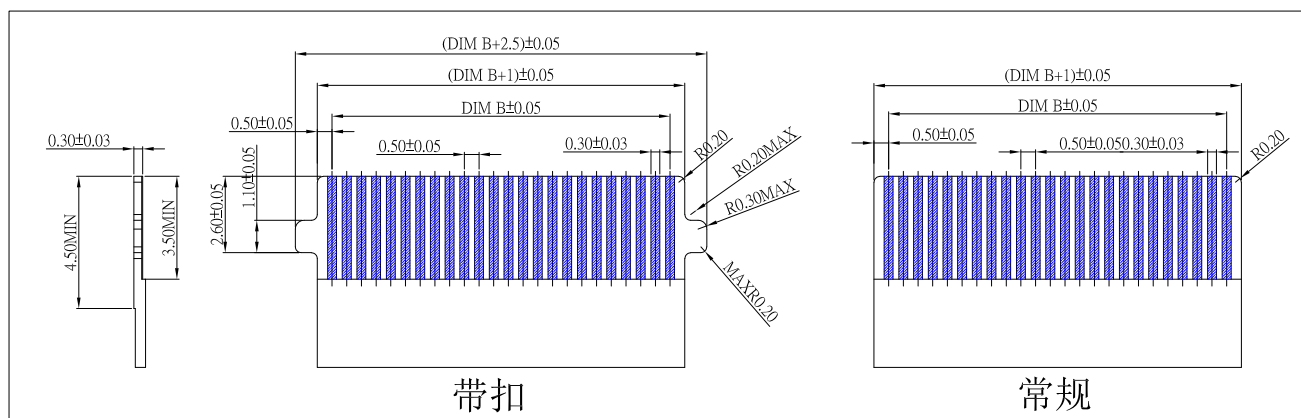
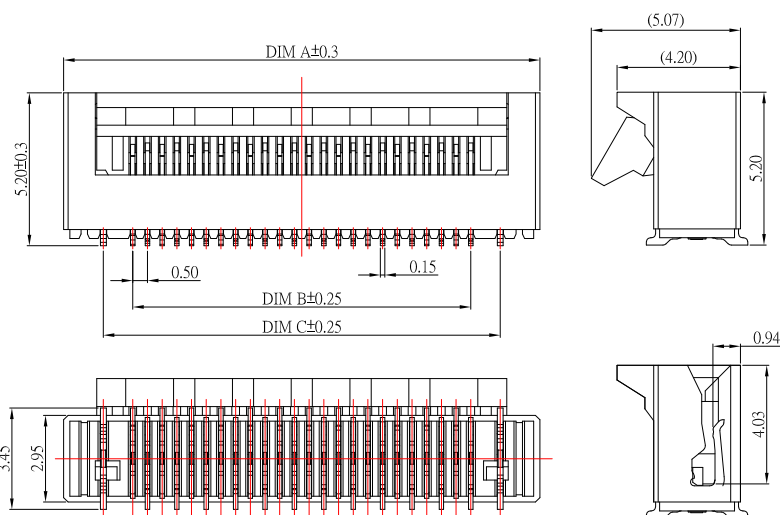


CKT	DIM A	DIM B	DIM C	DIM D	CKT	DIM A	DIM B	DIM C	DIM D
5	6.70	2.00	4.00	4.45	43	25.70	21.00	23.00	23.45
6	7.20	2.50	4.50	4.95	44	26.20	21.50	23.50	23.95
7	7.70	3.00	5.00	5.45	45	26.70	22.00	24.00	24.45
8	8.20	3.50	5.50	5.95	46	27.20	22.50	24.50	24.95
9	8.70	4.00	6.00	6.45	47	27.70	23.00	25.00	25.45
10	9.20	4.50	6.50	6.95	48	28.20	23.50	25.50	25.95
11	9.70	5.00	7.00	7.45	49	28.70	24.00	26.00	26.45
12	10.20	5.50	7.50	7.95	50	29.20	24.50	26.50	26.95
13	10.70	6.00	8.00	8.45	51	29.70	25.00	27.00	27.45
14	11.20	6.50	8.50	8.95	52	30.20	25.50	27.50	27.95
15	11.70	7.00	9.00	9.45	53	30.70	26.00	28.00	28.45
16	12.20	7.50	9.50	9.95	54	31.20	26.50	28.50	28.95
17	12.70	8.00	10.00	10.45	55	31.70	27.00	29.00	29.45
18	13.20	8.50	10.50	10.95	56	32.20	27.50	29.50	29.95
19	13.70	9.00	11.00	11.45	57	32.70	28.00	30.00	30.45
20	14.20	9.50	11.50	11.95	58	33.20	28.50	30.50	30.95
21	14.70	10.00	12.00	12.45	59	33.70	29.00	31.00	31.45
22	15.20	10.50	12.50	12.95	60	34.20	29.50	31.50	31.95
23	15.70	11.00	13.00	13.45					
24	16.20	11.50	13.50	13.95					
25	16.70	12.00	14.00	14.45					
26	17.20	12.50	14.50	14.95					
27	17.70	13.00	15.00	15.45					
28	18.20	13.50	15.50	15.95					
29	18.70	14.00	16.00	16.45					
30	19.20	14.50	16.50	16.95					
31	19.70	15.00	17.00	17.45					
32	20.20	15.50	17.50	17.95					
33	20.70	16.00	18.00	18.45					
34	21.20	16.50	18.50	18.95					
35	21.70	17.00	19.00	19.45					
36	22.20	17.50	19.50	19.95					
37	22.70	18.00	20.00	20.45					
38	23.20	18.50	20.50	20.95					
39	23.70	19.00	21.00	21.45					
40	24.20	19.50	21.50	21.95					
41	24.70	20.00	22.00	22.45					
42	25.20	20.50	22.50	22.95					



PCB LAYOUT



带扣

常规

(Applicable Flat Cable)

SPECIFICATIONS

Electrical Characteristics:

- 1.1 Voltage rating: 50V AC / DC
- 1.2 Temperature range: -25°C~+85°C
- 1.3 Withstand Voltage: 150V AC / Minute
- 1.4 Contact Resistance: 50mΩ MAX
- 1.5 Insulation resistance: 500MΩ MIN

Material:

- 1.1 Housing: LCP
- 1.2 Contact: Phosphor Bronze, Au Plated over Nickel
- 1.3 Leg: Brass, Tin Plated over Nickel



TOLERANCE UNLESS OTHERWISE STATED:
 Up to 5 ±0.2
 Above 5 ~ 15 ±0.3
 Above 15 ~ 30 ±0.4
 Above 30 ~ 50 ±0.5
 Angle ±0.3°

3RD. ANGEL'S



UNITS MM

DRAWN BY:	DATE	MATL	TITLE	CONNECTOR
Jack Lu	08/16/24	FINISH	MODLE	FPC 直立式掀蓋式帶扣 SMT H:5.2mm
CHECKED BY:	DATE	SCALE	DWG NO.	FPC05S-52xx-B-S304
Jacky Chen	08/16/24	1 : 1	PART NO.	FPC05S-52xx-B-S304
APPROVED BY:	DATE	SHEET NO.	1 of 1	
Tony Kao	08/16/24			

ITEM NO.	DESCRIPTION	DRAWN	DATE